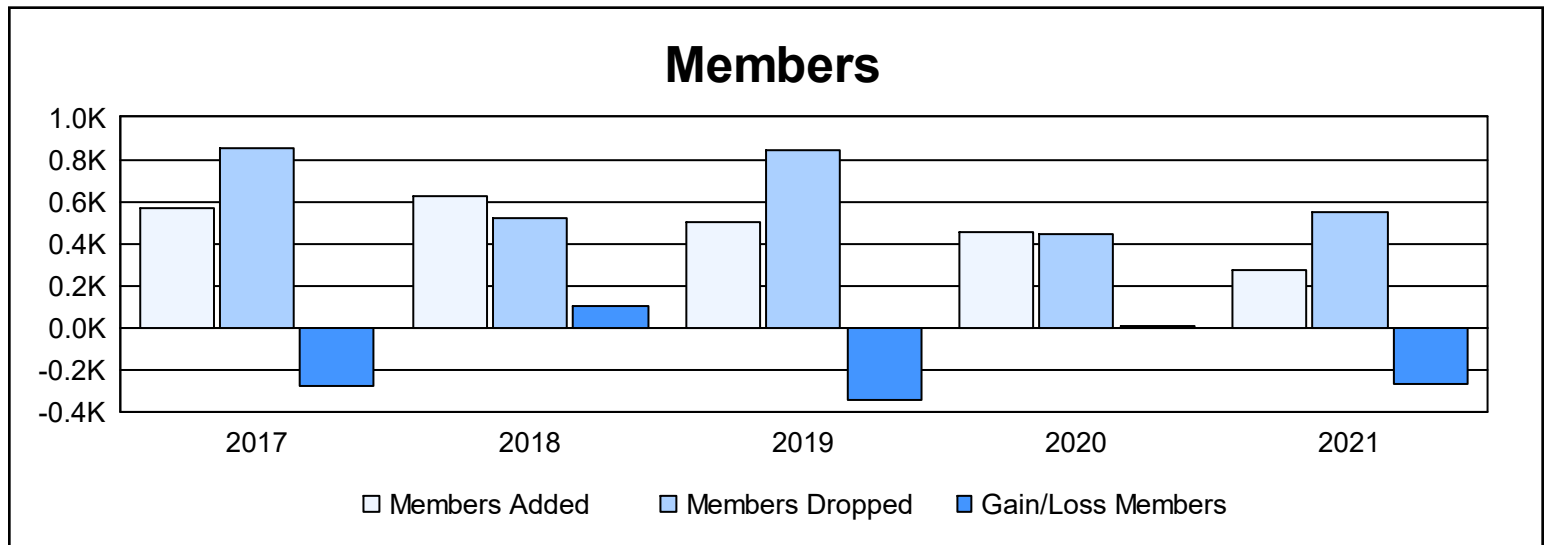
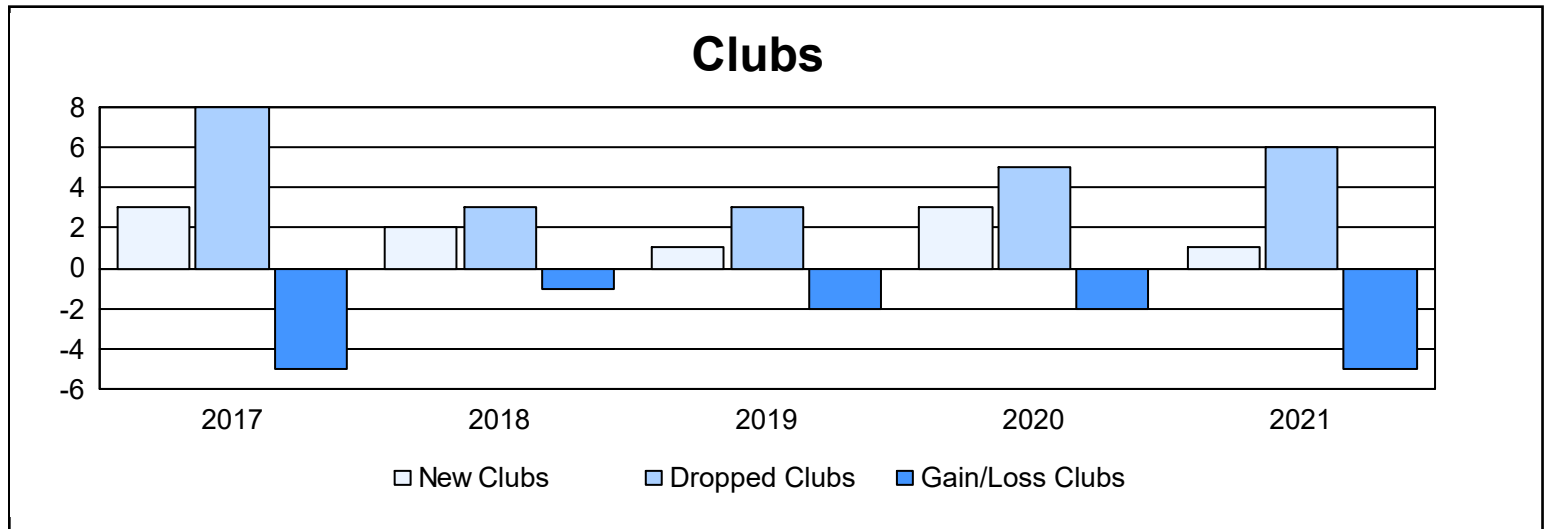
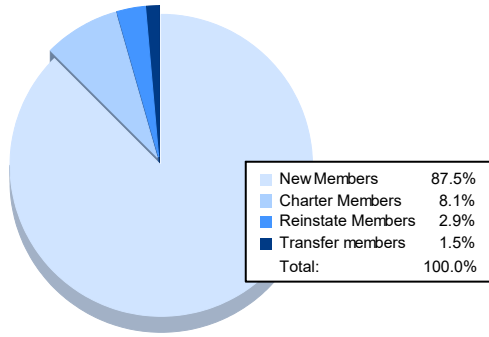


Year	New Clubs	Dropped Clubs	Gain/ Loss Clubs	New Members	Charter Members	Reinstate Members	Transfer Members	Total Member Added	Total Members Dropped	Gain/ Loss Members
2016-2017	3	8	-5	388	127	52	4	571	849	-278
2017-2018	2	3	-1	534	61	21	8	624	521	103
2018-2019	1	3	-2	397	55	34	11	497	846	-349
2019-2020	3	5	-2	322	98	25	6	451	447	4
2020-2021	1	6	-5	238	22	8	4	272	544	-272
<b>Average</b>	<b>2</b>	<b>5</b>	<b>-3</b>	<b>376</b>	<b>73</b>	<b>28</b>	<b>7</b>	<b>483</b>	<b>641</b>	<b>-158</b>



### Membership Composition June 2021 Cumulative



### Gender Composition June 2021 Cumulative

